



Co-funded by  
the European Union



# Real Scenarios Workshop: Inclusion - Respecting Religious & Cultural Differences

## Objective:

- Practice self-awareness and manage biases in diverse settings.
- Enhance empathy and respect through effective communication.
- Resolve cultural conflicts through ethical and collaborative decision-making.

## Key Components:

- Self-reflection
- Communication
- Empathy.
- Conflict Resolution


## Duration:

1 hour



# Workshop:

## Inclusion - Respecting Religious & Cultural Differences




### Workshop Overview

This workshop empowers students to apply self-awareness, empathy, and effective communication skills to real-life situations involving religious and cultural diversity. Through interactive exercises and group discussions, participants will deepen their understanding of diverse perspectives and develop inclusive solutions to common workplace and social challenges.

- **Icebreaker: Cultural Snapshot (10 minutes).** Participants will briefly share a cultural or religious tradition they value or find interesting. This activity encourages openness and highlights the group's cultural diversity, fostering a respectful and inclusive environment.
- **Exercise 1: Walk in Their Shoes (20 minutes).** Participants are divided into small groups and assigned roles in real-life scenarios involving cultural or religious misunderstandings. Groups discuss the situation from their assigned perspective and propose inclusive solutions. A group debrief will follow, focusing on empathy and ethical decision-making.
- **Exercise 2: Inclusive Solutions Brainstorm (20 minutes).** Participants collaborate in small groups to brainstorm strategies for fostering a more inclusive environment within their school or future workplace. Groups will present their ideas and discuss how these strategies can be practically implemented.
- **Wrap-Up and Reflection (10 minutes).** A guided discussion will encourage participants to reflect on key takeaways, including the importance of empathy, understanding diverse perspectives, and practicing inclusive communication. Participants will be invited to share one personal action they will take to promote inclusion in their daily lives.

# Workshop:

## Inclusion- Respecting Religious & Cultural Differences



### Icebreaker: Cultural Snapshot

This opening activity creates a welcoming and inclusive atmosphere by encouraging participants to share personal or interesting cultural and religious traditions.


By listening to diverse experiences, participants become more aware of the rich variety of beliefs and customs that shape individual identities.

This exercise fosters mutual respect, reduces potential biases, and sets the tone for open, empathetic discussions throughout the workshop. It helps participants recognize the value of diversity and primes them for deeper engagement with the workshop content.



## Workshop:

### Inclusion- Respecting Religious & Cultural Differences



## Walk in Their Shoes




This immersive role play exercise is designed to cultivate empathy by allowing participants to explore real-world scenarios from diverse perspectives. By stepping into the roles of individuals facing cultural or religious challenges—such as employees requesting religious accommodations or students navigating cultural misunderstandings—participants gain insight into the emotional and practical difficulties these individuals may encounter.

This activity encourages ethical decision-making and promotes inclusive thinking by guiding participants to collaboratively develop thoughtful, compassionate solutions that respect everyone's needs. It reinforces the importance of viewing situations from multiple angles to foster understanding and inclusion.

## Workshop:

### Inclusion- Respecting Religious & Cultural Differences

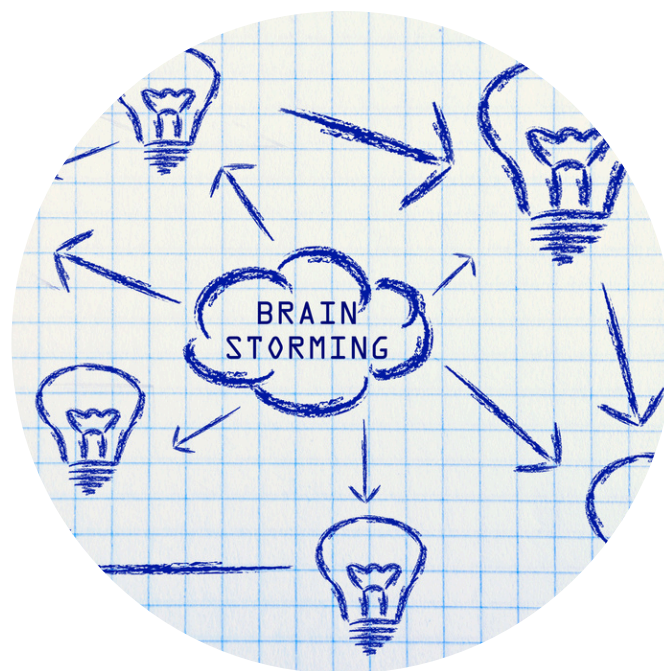


## Inclusive Solutions Brainstorm

This collaborative activity empowers participants to think critically and creatively about fostering inclusion in educational and professional environments. Participants work together to brainstorm practical, actionable strategies to address real-world challenges related to cultural and religious diversity.

This exercise encourages teamwork, active listening, and innovative problem-solving while inspiring participants to consider how they can implement inclusive practices in their own lives.


By focusing on proactive approaches to inclusion, participants leave the activity equipped with strategies to create supportive and welcoming environments for all.





## Workshop:

### Inclusion- Respecting Religious & Cultural Differences



## Conclusion

The final reflection consolidates participants' learning and encourages them to translate insights into action. By discussing key takeaways and personal strategies for promoting inclusion, participants reinforce their understanding of empathy, respect, and ethical decision-making.

This reflection provides an opportunity for participants to share their insights, reflect on their own biases, and commit to specific actions that foster inclusivity in their personal, academic, and professional environments.

This closing discussion strengthens their commitment to creating spaces where cultural and religious differences are not only respected but celebrated.





## Workshop:

### Inclusion- Respecting Religious & Cultural Differences

## Instructions for Teachers

- **Objective:** Foster empathy and understanding of diverse religious and cultural perspectives; Develop effective communication and ethical decision-making skills in inclusive environments; Encourage participants to create and implement inclusive solutions in real-life scenarios.
- **Duration:** 1 hour
- **Materials Needed:** Printed scenario cards featuring cultural and religious inclusion challenges; Markers, sticky notes, and flip charts for brainstorming activities.

## Workshop step by step

### Activity 1. Icebreaker: Cultural Snapshot (10 minutes)

#### Setup:

- Arrange participants in a circle.
- No materials required, but optional visual prompts of global cultural traditions can be displayed to spark ideas.

#### Activity:

- Ask each participant to share one cultural or religious tradition they personally value or find interesting. This could be something from their background or something they've learned about.
- Encourage participants to explain why this tradition stands out to them.



# Workshop:

## Inclusion- Respecting Religious & Cultural Differences

### Discussion:

- Reflect on the diversity of responses, highlighting how cultural and religious practices shape identity and perspective.
- Emphasize that understanding these differences is key to building inclusive and respectful environments.

### Activity 2. Walk in Their Shoes (20 minutes)

#### Setup:

- Divide participants into small groups of 3-4.
- Provide each group with a scenario card describing a real-life situation involving religious or cultural challenges.

#### Examples of Scenarios:

- A muslim student request a little bit of time per day for praying
- A coworker brings culturally specific food to lunch and faces insensitive comments.
- An employee wears religious attire and receives questioning looks from clients.

**Roles:** Assign each group member a role (e.g., the individual affected, a peer, a supervisor).

#### Activity:

- Groups discuss the scenario using role playing from their assigned perspectives.
- They collaboratively develop an inclusive solution that respects everyone's needs.

#### Debrief:

- Bring everyone back together to share solutions.
- Highlight how empathy and understanding diverse viewpoints can lead to better outcomes.





# Workshop:

## Inclusion- Respecting Religious & Cultural Differences

### Activity 2. Inclusive Solutions Brainstorm (20 minutes)

#### Setup:

- Provide paper, markers, or use digital collaboration tools (Jamboard, Miro) for brainstorming.

#### Activity:

- Ask participants to identify common challenges in schools or workplaces related to cultural or religious differences.
- In small groups, they brainstorm actionable solutions to create more inclusive environments that they are involved.
- Encourage creative, realistic solutions that can be implemented in daily life.

#### Sharing:

- Groups present their solutions to the whole group.
- Facilitate a discussion on how these ideas could be applied in their real settings.

#### Debrief:

- Highlight the importance of proactive approaches in fostering inclusion.
- Discuss how small actions can have a significant impact on creating a respectful community.

### Activity 4. Wrap-Up and Reflection (10 minutes)

#### Setup:

- Prepare reflection prompts on a slide or handout. Alternatively, use digital tools (Mentimeter, Padlet) for anonymous input.

#### Activity:

- Prompt participants to reflect on what they learned:
    - "What new perspective did you gain today?"
    - "How can you apply these insights to promote inclusion?"
-



## Workshop:

### Inclusion- Respecting Religious & Cultural Differences

- Optionally, ask participants to write a personal commitment statement about one action they will take to support inclusivity.

#### Discussion:

- Invite a few volunteers to share their reflections.
- Reinforce the importance of self-awareness, empathy, and responsible decision-making in fostering inclusive environments.

#### Tips for teachers:

- **Create a Safe and Inclusive Space:** Set clear guidelines for respectful dialogue and ensure that all students feel comfortable sharing their thoughts without judgment.
- **Encourage Open Participation:** Invite all students to contribute but avoid pressuring anyone to speak. Offer alternative ways to participate, like writing or anonymous sharing.
- **Be Culturally Sensitive:** Use inclusive language and avoid assumptions about students' cultural or religious backgrounds. Adapt scenarios to be relevant and respectful.
- **Guide, Don't Lead:** Facilitate discussions by asking open-ended questions and allowing students to explore solutions, rather than directing them toward specific answers.

#### Follow-Up Activity at Home:

- **Personal Reflection Journal:** Ask students to reflect on a recent situation where cultural or religious differences were present. Have them write about how they responded and how they could apply the empathy and communication skills learned in the workshop to handle it more inclusively.
- **Cultural Research Assignment:** Encourage students to research a cultural or religious practice different from their own and prepare a short presentation or reflection on how understanding this practice can promote inclusion.



# Workshop:

## Inclusion- Respecting Religious & Cultural Differences


### Assessment:

- **Participation and Engagement:** Observe students' involvement in discussions, group activities, and role-plays to assess their understanding and application of empathy and inclusive thinking.
- **Group Reflections:** Use exit tickets or a quick written reflection asking students to share one key takeaway and one strategy they will apply to foster inclusion.
- **Scenario Responses:** Evaluate how thoughtfully students develop solutions during role-play and brainstorming activities, focusing on empathy and ethical decision-making.

### Final Notes:

- **Be Mindful of Sensitive Topics:** Some scenarios may touch on personal experiences; remind students they can opt out if they feel uncomfortable.
- **Adapt for Different Groups:** Adjust the scenarios and discussions to suit the age, background, and needs of your students.
- **Encourage Continuous Learning:** Promote ongoing conversations about inclusion and respect beyond the workshop to help students integrate these values into their daily lives.

# TOOLS



## MIRO



Real Time interactive board that you can use to turn the class more interactive.

[LINK](#)

---

## Jamboard




An interactive whiteboard app that inspires students to collaborate together to create.

[LINK](#)



Co-funded by  
the European Union



Centrum Wspierania  
Edukacji  
i Przedsiębiorczości



Pädagogische  
Hochschule  
Freiburg

