



Co-funded by
the European Union

Emotional Workshop: Creating Digital Narratives on Conflict Resolution



Objective:

To empower learners to use digital storytelling techniques as a means to explore, mediate, and resolve conflicts, fostering creativity, empathy, and critical thinking.

Key Components:

- Understanding Conflict: Identifying causes, dynamics resolution techniques.
- Storytelling Elements: Exploring the structure components of compelling narratives.
- Digital Tools for Storytelling: Learning to use platform tools to create engaging digital stories.
- Promoting Resolution: Highlighting peaceful constructive solutions through storytelling.

Duration:

90 minutes



Workshop:

Creating Digital Narratives on Conflict Resolution



Workshop Overview



Step 1: Introduction to Conflict and Storytelling (15 minutes)

Group brainstorming: "What is Conflict?"

- Discuss common causes and effects of conflict.
- Introduce storytelling as a tool for understanding and resolving conflict.
- Objective: Set the context for the lesson and connect storytelling with conflict resolution.

Step 2: Exploring Storytelling Elements (20 minutes). Analyze an example digital narrative

- Play a sample video or animation focused on conflict resolution (e.g., "The Lost Wallet" or "The Kindness Ripple").
- Group discussion on story structure: characters, conflict, resolution, and message.
- Objective: Identify the key components of an effective story.

Step 3: Using Digital Tools for Storytelling (20 minutes). Hands-on tutorial.

- Demonstrate a digital storytelling tool (e.g., Canva, Adobe Spark, or Animoto).
- Learners explore the tool and practice creating basic story elements.
- Objective: Equip learners with practical skills to create digital narratives.

Workshop:

Creating Digital Narratives on Conflict Resolution



Workshop Overview



Step 4: Creating Digital Narratives (25 minutes).

Group project: "A Conflict Resolved"

- Groups select a conflict scenario and create a short digital story illustrating its resolution.
- Share stories with the class for feedback.
- Objective: Apply storytelling and digital skills to real-world scenarios.

Step 5: Reflection and Feedback (10 minutes)

Group discussion and peer feedback.

- Reflect on the process of creating digital narratives.
- Discuss how storytelling can be used in other areas of conflict resolution.
- Objective: Reinforce learning and encourage further exploration of digital storytelling.

Workshop:

Creating Digital Narratives on Conflict Resolution

Introduction to the Lesson



In this lesson, you will **gain a deeper appreciation for the connection between storytelling and conflict resolution, understanding how narratives can bridge divides and inspire solutions.**

Steps for **Understanding Conflict Resolution Through Storytelling**

1. Begin by engaging in a thoughtful discussion about the various types of conflicts we encounter and their potential impacts on individuals and relationships.
2. Discover how storytelling can serve as a powerful tool to delve into the complexities of conflicts and uncover pathways to resolution.
3. Explore compelling examples of narratives that have transformed perspectives, showcasing the profound influence stories can have in fostering understanding and empathy.

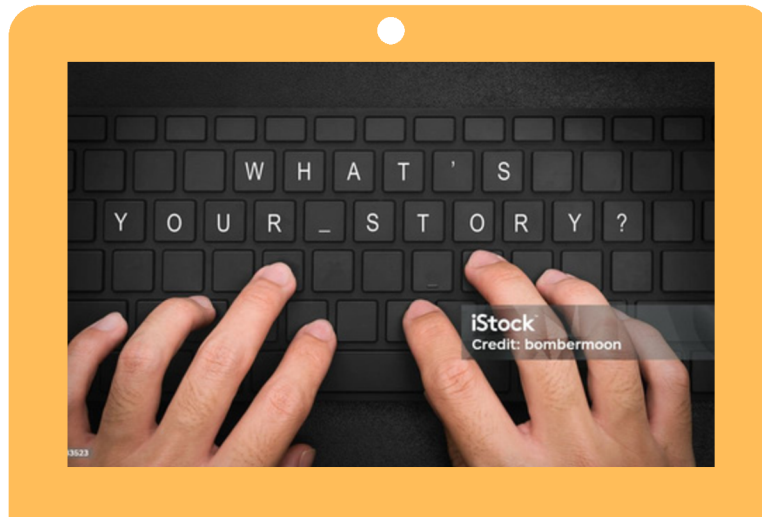


Workshop:

Creating Digital Narratives on Conflict Resolution



Exploring Storytelling Elements



Sample Digital Narrative: Use videos like "The Lost Wallet" (available on YouTube).

Watch full Video as an example.

Discussion Questions:

- Who are the characters, and what is their conflict?
- How is the conflict resolved?
- What message does the story convey?

1. Dive into the essential elements of a story, such as characters, conflict, resolution, and message, analyzing how these components shape compelling narratives.
2. Discover the simplicity of creating impactful stories by utilizing existing resources and tools, such as iStock and FreePik, rather than starting from scratch.
3. Learn to creatively re-purpose and adapt content to craft unique and meaningful stories that convey your message effectively.

You will **recognize the key components of storytelling and understand how easily you can create powerful narratives by reusing readily available content**, making storytelling accessible and engaging.

Workshop:

Creating Digital Narratives on Conflict Resolution



Using Digital Tools for Storytelling

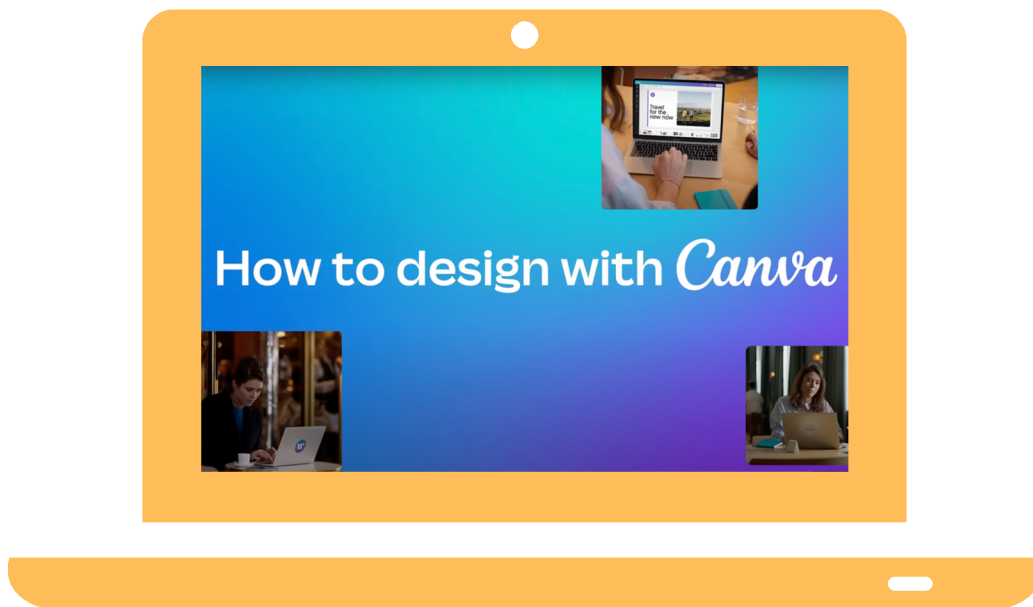


Tool Demonstration:

- Explore Canva and get comfortable with its key features.
- Learn how to add text, images, and transitions to create a cohesive story.

Practice Task:

- Start to create a title screen and choose visuals for a hypothetical story.



Welcome to Canva

Workshop:

Creating Digital Narratives on Conflict Resolution



Creating Digital Narratives



- Project Steps:
 - a. Get together in groups and brainstorm conflict scenarios and draft a storyline.
 - b. Assign roles: scriptwriting, visuals, and digital tool operation.
 - c. Create and finalize the digital story with already existing online resources.
- Learn to collaborate to create and share a meaningful digital narrative.



Reflection and Feedback

Reflection Prompts:

- What challenges did you face in creating your story?
- How did storytelling help you think differently about conflict resolution?
- Outcome: Learners consolidate learning and consider future applications.



Workshop:

Creating Digital Narratives on Conflict Resolution

Instructions for Teachers

Objectives:

- Guide learners in using digital storytelling to explore and resolve conflicts.
- Develop creativity, empathy, and collaborative problem-solving skills.

Duration:

- 90 minutes, divided into five stages: Introduction (15 minutes), Exploring Storytelling (20 minutes), Digital Tools (20 minutes), Creating Narratives (25 minutes), and Reflection (10 minutes).

Materials Needed:

- Sample digital stories (YouTube or Vimeo).
- Access to digital storytelling tools (Canva, Adobe Spark, etc.).
- Scenario prompts for group projects.



Workshop:

Creating Digital Narratives on Conflict Resolution

Workshop step by step

1. Introduction (15 minutes):

- Facilitate brainstorming on the concept of conflict and its resolution.
- Introduce storytelling as a lens for understanding conflicts.

2. Exploring Storytelling Elements (20 minutes):

- Play a sample digital narrative and pause to discuss key elements.
- Highlight how the story structure contributes to its impact.

3. Using Digital Tools (20 minutes):

- Demonstrate how to use a storytelling tool.
- Provide time for learners to explore the tool independently or in small groups.

4. Creating Digital Narratives (25 minutes):

- Guide groups in brainstorming, scripting, and creating their digital stories.
- Monitor progress and offer support as needed.

5. Reflection and Feedback (10 minutes):

- Facilitate a group discussion on the creative process and lessons learned.
- Encourage peer feedback on the digital stories.



Workshop:

Creating Digital Narratives on Conflict Resolution

Tips for teachers:

- Encourage Creativity: Emphasize that there's no "right" way to tell a story.
- Model Enthusiasm: Share your own examples of conflict resolution through storytelling.
- Support Collaboration: Facilitate teamwork and role assignment within groups.

Follow-Up Activity at Home:

1. Journal Prompt: Reflect on how storytelling can help resolve conflicts in your life.
2. Practice Task: Create a personal digital story about a minor conflict you've resolved.
3. Research Assignment: Explore and share additional digital tools for storytelling.

Assessment:

- Evaluate group projects based on creativity, clarity, and relevance.
- Monitor participation in discussions and hands-on activities.
- Use peer feedback to reinforce learning outcomes.

TOOLS




CANVA



Canva is a user-friendly graphic design platform that allows users to create visually engaging content, including presentations, posters, and videos, using customizable templates and tools. For storytelling projects, Canva enables creators to combine text, images, and animations to craft compelling digital narratives that effectively communicate ideas and emotions.

[LINK](#)

Storytelling Board Templates



These resources might assist when creating a story and making each message meaningful and practical.

[LINK](#)



Co-funded by
the European Union

